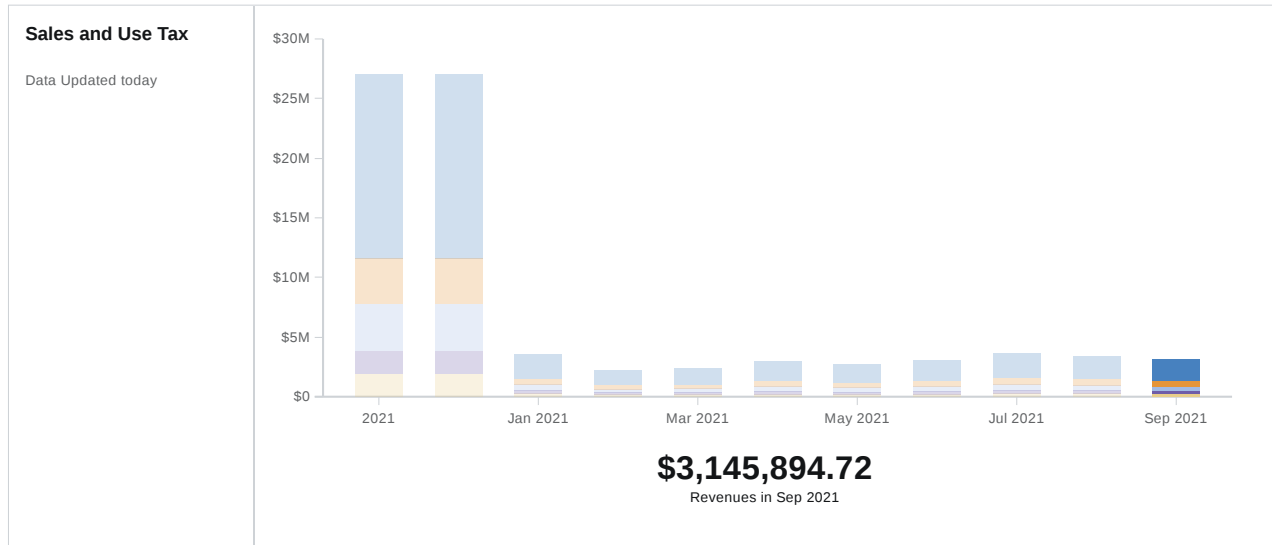


Sales & Use Tax YTD Summary

September 2021 Collections By Revenue



All Funds - Sales and Use Tax Collected through September 2021



Sales and Use Tax Collection September by Fund	
Category	Sep 2021
General Fund	\$1,797,564.26
2015 Sales Tax Parks and Multi...	\$449,548.35
2019 Sales Tax Fund	\$449,548.35
2005 Parks, Open Space And T...	\$224,616.88
2005 Debt Service Capital Impr...	\$224,616.88

Sales & Use Tax by Month	
Month	FY2021
January	\$3,551,287.98
February	\$2,179,446.69
March	\$2,337,545.98
April	\$2,965,838.49
May	\$2,670,544.53
June	\$3,036,753.78
July	\$3,666,516.63
August	\$3,394,634.33
September	\$3,145,894.72
October	-
November	-
December	-

Sales and Use Tax Collected through September by Fund - POSITIVE

Figures above includes the General Fund, 2019 Sales Tax, Parks and Recreation Complex Trails (2015 Sales Tax), both quarter cent Sales Tax of the 2005 Open, Space, Parks and Trails, and the 2005 Capital Improvement Fund used for Debt Service payments for the Library and Florida Rd.

Cumulative through September 2021 the City would typically expect to have collected 70% or approximately \$20.4 Million of total budgeted revenues. Currently, Sales and Use Tax are at 93% collected of total budgeted Sales and Use Tax Revenues or approximately \$26.9 Million in total collections.

Compared to historical actuals from 2015-2021 the City is ahead 22% or approximately \$6.5 Million of projected for Sales and Use Tax. Therefore, total Sales Tax Collections are exceeding the budgeted revenue by 14% because the City planned for a -8% reduction due to the COVID-19 Pandemic in 2021. Hardware & Lumber, Grocery & Drug, Restaurants & Taverns, and Misc. Retail continue to drive up the total Sales Tax Collections actuals through September.

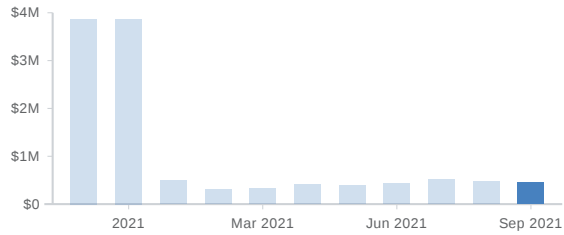


General Fund - POSITIVE

Cumulative Through September 2021 the General Fund would typically expect to have collected % or approximately \$10.2 Million of total budgeted revenues. Currently, Sales and Use Tax are at 82% collected of total budgeted Sales and Use Tax Revenues or approximately \$13.6 Million in total collections.

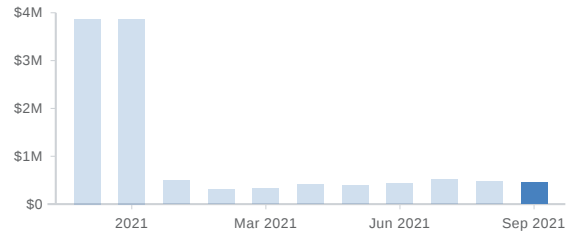
Compared to historical actuals from 2015-2021 the General is ahead 20% or approximately \$3.4 million of projected for Sales and Use Tax. Therefore, the General Fund Sales Tax Collections are exceeding the budgeted revenue by 12% because the City planned for a -8% reduction due to the COVID-19 Pandemic in 2021.

2019 Sales Tax- Streets Sales & Use



\$449,548.35
Revenues in Sep 2021

2015 Parks & Multimodal Sales and Use Tax



\$449,548.35
Revenues in Sep 2021

2019 Sales Tax Streets - POSITIVE

The purposes of this one half cent tax is funding the construction, operation and maintenance of streets, alleys, curbs, gutters, sidewalks and related street improvements with proposed expenditures being first submitted to a citizen advisory board for a recommendation to city council.

The revenue collections mirror the general fund percent collected.

2015 Parks and Multimodal - POSITIVE

The purposes of this one half cent sales and use tax is to fund the costs of the construction, operations, or maintenance of recreation facilities, parks, trails, pedestrian and bicycle improvements, maintenance facilities used by the Parks and Recreation Department, and the urban forest; with all expenditure based on the recommendations of a citizens advisory board to the City Council.

The revenue collections mirror the general fund percent collected.

2005 - OSPT Sales and Use Tax



2005 - Debt Service Capital Improvements



2005 OSPT - POSITIVE

The purpose of this quarter cent sales and use tax is to finance the preservation, acquisition, and maintenance of natural lands including, but not limited to, land to preserve water quality in rivers and streams, wildlife habitat, land for hiking and biking, and the creation and maintenance of parks and trails with all program expenditures being first submitted to a citizen advisory board for a recommendation to the City Council.

The revenue collections mirror the general fund percent collected.

2005 Debt Service - POSITIVE

The purpose of this quarter cent sales and use tax is to finance the capital improvements, including but not limited to, a new library and road, sidewalk and associated improvements to enhance driver, pedestrian and bicycle safety.

The revenue collections mirror the general fund percent collected.

Lodgers Tax Revenue Collections

Data Updated today



Lodgers Tax Fund Revenue vs. Expense - POSITIVE

Through September 2021 the City would typically expect to have 110% or approximately \$889K of revenues collected. Due to the revenue projections around lodgers tax the 112% is high. Currently Lodgers Tax has collected 232% or approximately \$1 M over total budgeted revenues. Lodgers Tax is steadily rebounding and will have an additional percent revenue collected. Lodger's Tax fund has adjustment to revenue to set aside receipts that exceed the \$900K.

In July 2021, the tax rate increased from 2.0% to 5.25% in which resulted in an increased collection and a positive outlook for this fund with the increase in tourism and collections in Lodgers Tax.



OpenGov