



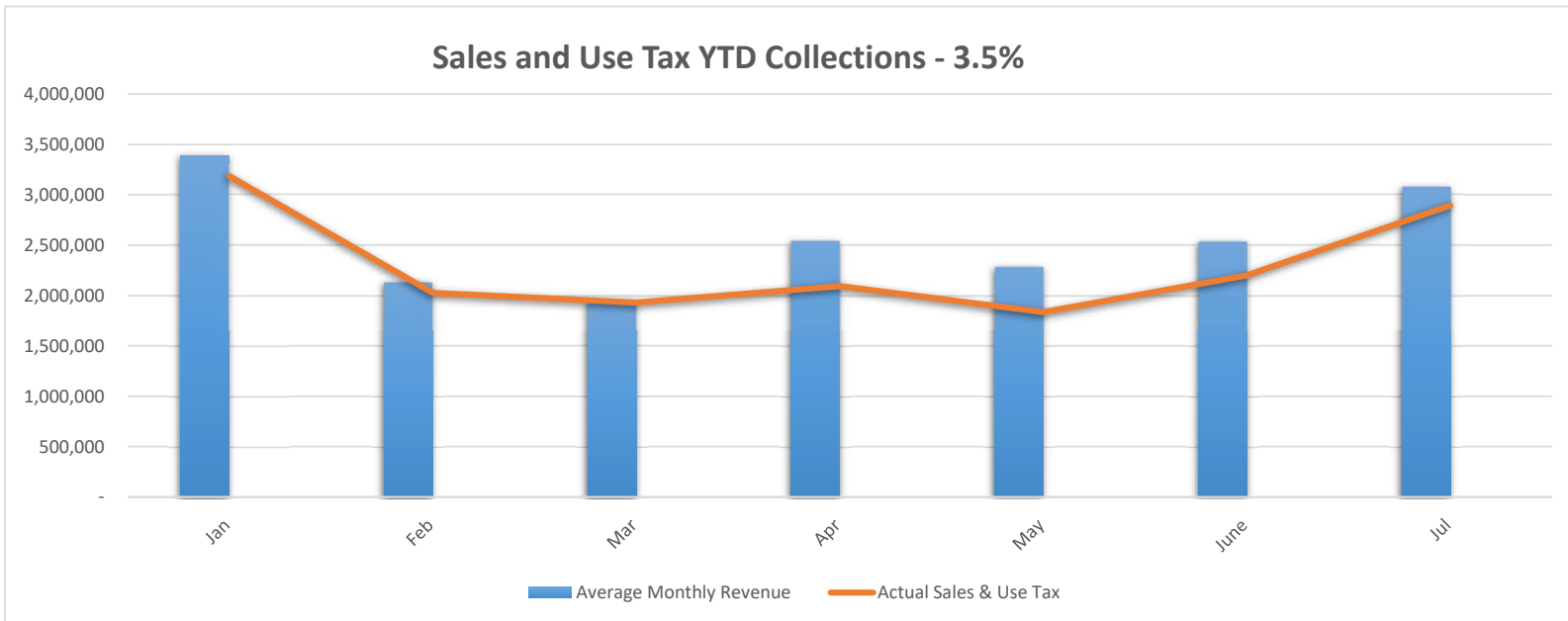
July 2020

Monthly Financial Report

City of Durango YTD Summary

Sales Tax Collections By Revenue

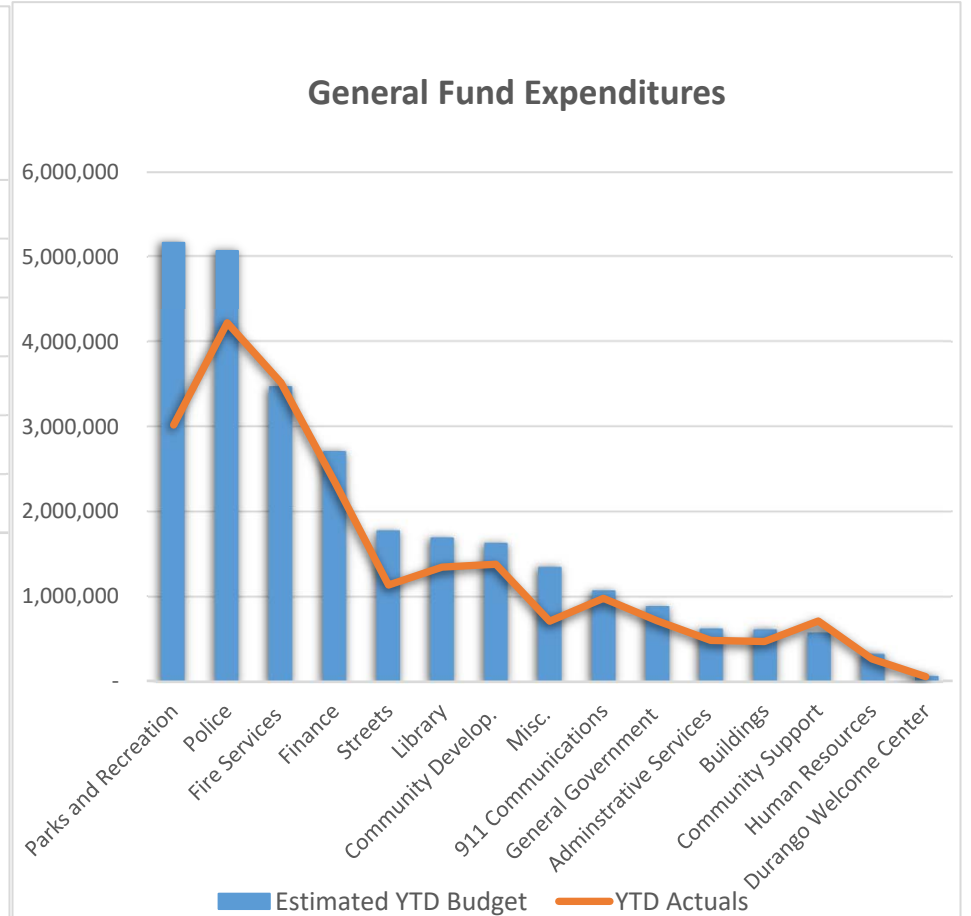
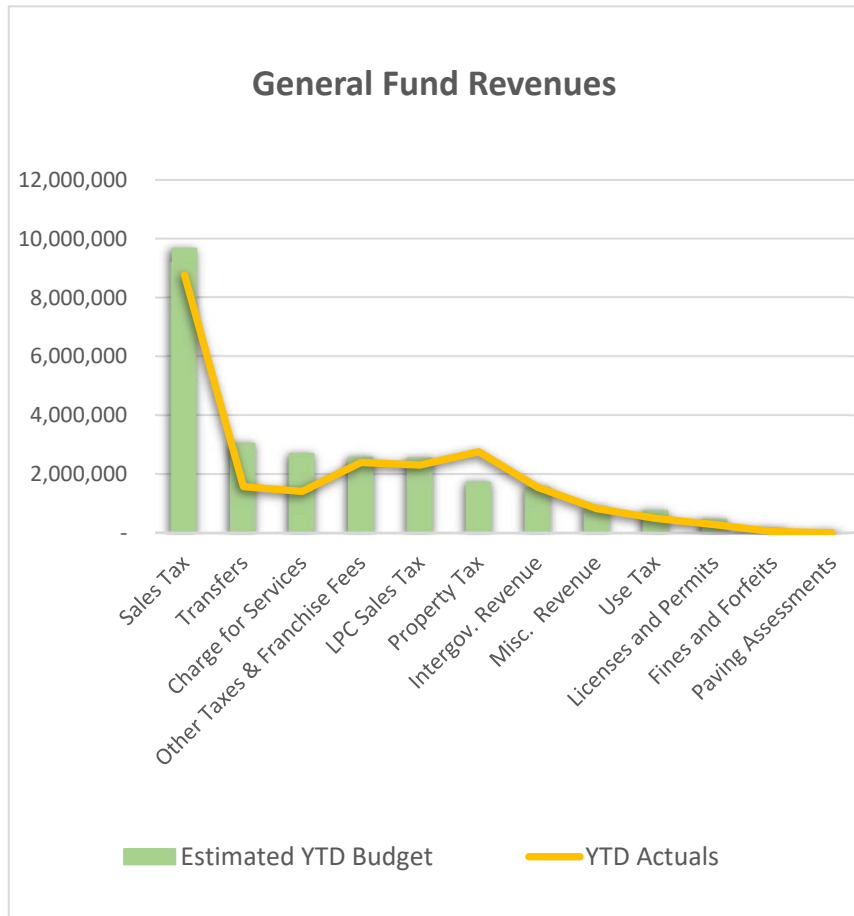
2020	Total Sales/Use	General Fund Sales and Use Tax 2%	2005 ¼ Sales Tax and Use Tax	2005 ¼ Sales Tax and Use Tax- Debt Service	2015 ½ Sales Tax and Use Tax	2019 ½ Sales Tax and Use Tax	Actual %	Lodger's Tax	Actual %
Jan	\$3,185,096	\$1,819,964	\$227,416	\$227,416	\$455,150	\$455,150	0%	\$63,499	-3%
Feb	2,027,111	1,158,291	144,736	144,736	289,674	289,674	1%	45,778	10%
Mar	1,929,509	1,102,520	137,767	137,767	275,726	275,729	3%	38,181	-12%
Apr	2,093,739	1,196,363	149,493	149,493	299,195	299,195	-11%	26,920	-51%
May	1,835,187	1,053,106	127,672	127,672	263,369	263,369	-15%	12,156	-77%
June	2,200,798	1,257,536	157,137	157,137	314,494	314,494	-7%	27,192	-73%
July	2,894,250	1,653,775	206,649	206,649	413,558	413,558	-6%	69,554	-44%
Total	\$16,165,690	\$9,241,555	\$1,150,870	\$1,150,870	\$2,311,166	\$2,311,169	-10%	\$213,726	-67%
Est. YTD Budget	\$17,911,339	\$10,242,760	\$1,289,117	\$1,289,117	\$2,545,172	\$2,545,172		\$ 651,245	
Revenue Shortfall	(\$1,745,649)	(\$1,001,205)	(\$138,247)	(\$138,247)	(\$234,006)	(\$234,003)		(\$437,519)	



City of Durango YTD Summary

January- July

General Fund				Breakout of Equity	
	YTD Actual	Est YTD Budget	Actual to Budget		
Revenue	\$ 22,469,425	\$ 25,836,425	\$ (3,367,000)	Restricted	2,277,297
Expenses	\$ 21,284,042	\$ 26,908,370	\$ 5,624,328	Unrestricted	7,590,577
	✓ 1,185,384			Encumbrances	1,740,859
Ahead/(Behind		✗ (1,071,944)	✓ 2,257,328	Current Year Results	1,185,384
Budget Basis Fund Balance 7/31/2020			12,794,117		12,794,117



City of Durango YTD Summary

January- July

Enterprise Funds

Water Fund			
	YTD Actual	Est YTD Budget	Actual to Budget
Revenue	\$ 4,000,617	\$ 3,937,407	\$ 63,210
Expenses	\$ 1,873,237	\$ 2,809,230	\$ 935,993
Ahead/(Behind)	✔ 2,127,380	✔ 1,128,177	✔ 999,202
Budget Basis Fund Balance 7/31/2020			19,572,582
Restricted	-		
Unrestricted	16,388,591		
Operating Encumbrance	3,183,990		

Sewer Fund				
	YTD Actual	Est YTD Budget	Actual to Budget	
Revenue	\$ 4,395,164	\$ 4,393,793	\$	1,370
Expenses	\$ 3,809,213	\$ 4,896,621	\$	1,087,409
Ahead/(Behind)	✔ 585,951	✘ (502,828)	✔	1,088,779
Budget Basis Fund Balance 7/31/2020				14,110,550
Restricted	1,580,553			
Unrestricted	12,205,499			
Operating Encumbrance	324,498			

Transportation Services Fund			
	YTD Actual	Est YTD Budget	Actual to Budget
Revenue	\$ 1,133,779	\$ 1,867,153	\$ (733,373)
Expenses	\$ 1,899,839	\$ 2,322,559	\$ 422,720
Ahead/(Behind)	✘ (766,060)	✘ (455,406)	✘ (310,654)
Budget Basis Fund Balance 7/31/2020			2,400,341
Unrestricted	1,852,487		
Operating Encumbrance	547,853		

Sustainable Services Fund				
	YTD Actual	Est YTD Budget	Actual to Budget	
Revenue	\$ 1,823,270	\$ 1,569,895	\$	253,375
Expenses	\$ 1,070,223	\$ 1,580,491	\$	510,268
Ahead/(Behind)	✔ 753,047	✘ (10,596)	✔	763,643
Budget Basis Fund Balance 7/31/2020				2,373,471
Unrestricted	2,123,759			
Operating Encumbrance	249,712			

Airport Fund			
	YTD Actual	Est YTD Budget	Actual to Budget
Revenue	\$ 2,017,271	\$ 1,989,539	\$ 27,732
Expenses	\$ 1,942,684	\$ 2,029,132	\$ 86,448
Ahead/(Behind)	✔ 74,587	✘ (39,593)	✔ 114,180
Budget Basis Fund Balance 7/31/2020			12,580,172
Restricted	5,087,225		
Unrestricted	3,156,558		
Operating Encumbrance	4,336,389		

City of Durango YTD Summary

January- July

Special Revenue Funds

2015 1/2 Sales Tax Fund				
	YTD Actual	Est YTD Budget	Actual to Budget	
Revenue	\$ 2,314,628	\$ 2,197,229	\$ 117,398	
Expenses	\$ -	\$ 2,889,659	\$ 2,889,659	
Ahead/(Behind)	✔ 2,314,628	✘ (692,430)	✔ 3,007,057	
Budget Basis Fund Balance 7/31/2020			2,198,339	

2005 1/4 OSPT Sales Tax Fund				
	YTD Actual	Est YTD Budget	Actual to Budget	
Revenue	\$ 1,169,294	\$ 1,162,046	\$ 7,248	
Expenses	\$ -	\$ 1,328,444	\$ 1,328,444	
Ahead/(Behind)	✔ 1,169,294	✘ (166,398)	✔ 1,335,693	
Budget Basis Fund Balance 7/31/2020			2,638,685	

2005 1/4 Debt Service Sales Tax Fund				
	YTD Actual	Est YTD Budget	Actual to Budget	
Revenue	\$ 1,160,796	\$ 1,481,641	\$ (320,846)	
Expenses	\$ 1,216,733	\$ 1,419,522	\$ (202,790)	
Ahead/(Behind)	✘ (55,937)	✔ 62,119	✘ (118,056)	
Budget Basis Fund Balance 7/31/2020			166,108	

2019 1/2 Sales Tax Fund				
	YTD Actual	Est YTD Budget	Actual to Budget	
Revenue	\$ 2,314,628	\$ 2,197,968	\$ 116,660	
Expenses	\$ -	\$ 3,633,481	\$ 3,633,481	
Ahead/(Behind)	✔ 2,314,628	✘ (1,435,513)	✔ 3,750,141	
Budget Basis Fund Balance 7/31/2020			4,629,439	

Durango Tourism Fund				
	YTD Actual	Est YTD Budget	Actual to Budget	
Revenue	\$ 283,782	\$ 465,374	\$ (181,592)	
Expenses	\$ 509,806	\$ 454,771	\$ (55,036)	
Ahead/(Behind)	✘ (226,025)	✔ 10,603	✘ (236,628)	
Budget Basis Fund Balance 7/31/2020			(106,358)	

City of Durango YTD Summary

January- July

Internal Service Funds				
General Service Fund				
	YTD Actual	Est YTD Budget	Actual to Budget	
Revenue	\$ 25,192	\$ 37,151	\$ (11,959)	
Expenses	\$ 116,602	\$ 129,650	\$ 13,048	
Ahead/(Behind)	✗ (91,410)	✗ (92,499)	✓ 1,089	
Budget Basis Fund Balance 7/31/2020			397,817	
Unrestricted			184,326	
Operating Encumbrances			213,491	
CERF Fund				
	YTD Actual	Est YTD Budget	Actual to Budget	
Revenue	\$ 125,732	\$ 598,982	\$ (473,251)	
Expenses	\$ 1,961,616	\$ 1,092,789	\$ (868,827)	
Ahead/(Behind)	✗ (1,835,885)	✗ (493,807)	✗ (1,342,078)	
Budget Basis Fund Balance 7/31/2020			3,900,338	
Unrestricted			3,256,900	
Operating Encumbrances			643,438	
Self Insurance Fund				
	YTD Actual	Est YTD Budget	Actual to Budget	
Revenue	\$ 3,738,267	\$ 4,088,485	\$ (350,219)	
Expenses	\$ 3,445,987	\$ 3,319,420	\$ (126,567)	
Ahead/(Behind)	✓ 292,279	✓ 769,065	✗ (476,786)	
Budget Basis Fund Balance 7/31/2020			837,154	
Unrestricted			571,465	
Operating Encumbrances			265,689	
Risk Management Fund				
	YTD Actual	Est YTD Budget	Actual to Budget	
Revenue	\$ 677,556	\$ 997,265	\$ (319,708)	
Expenses	\$ 982,408	\$ 926,026	\$ (56,382)	
Ahead/(Behind)	✗ (304,852)	✓ 71,239	✗ (376,090)	
Budget Basis Fund Balance 7/31/2020			40,328	
Unrestricted			38,892	
Operating Encumbrances			1,436	